🎂 ClanBite for your home food business

Menu, orders, clients, bills with GST, WhatsApp messages, planning and a sales dashboard, all in one connected app. Made for bakers, cooks, caterers and tiffin services working from home.

Open: **clanbite.web.app** · works on phone and computer · your data stays in **your own** Google Drive

The whole business, one connected chain. You type each thing once. An order carries into the calendar, the work plan, the shopping list, the bill, the payments and the dashboard.

1 Menu items, prices, steps › **2 Order** client, date, cake details › **3 Plan** calendar, work plan, shopping › **4 Message** WhatsApp to the client › **5 Bill** GST, PDF, print › **6 Paid** UPI, cash, card › **7 Grow** dashboard and money

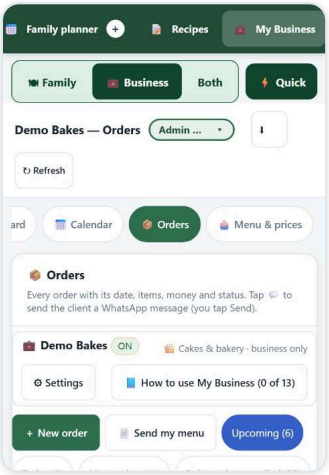

Orders
every order, its status, money due

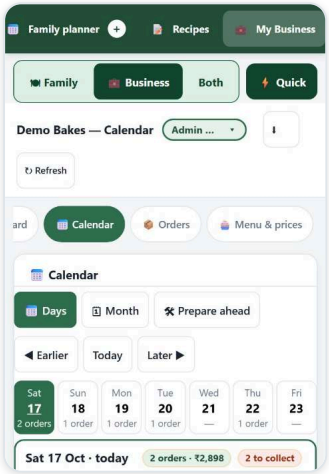

Calendar
each day in full: client, items, cake message

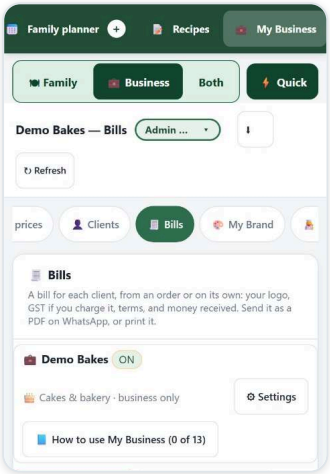

Bills
numbered, with GST, PDF on WhatsApp

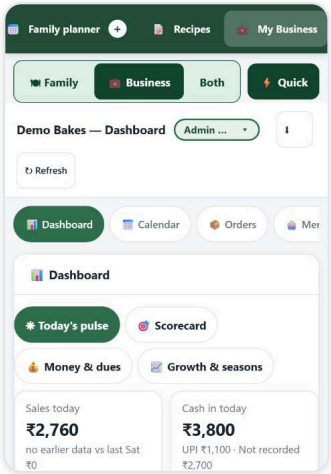

Dashboard
today's pulse, dues, growth

Everything you get

📋 Menu & prices
Search and sort. Sizes, smallest order, egg or eggless, ingredients, prep steps, daily limits, ready stock.

👥 Clients
Phone, address, email, GSTIN, notes. "Repeat order" in one tap.

🛒 Orders
Pickup or delivery, time slots, cake flavour, shape, message and design, advance money.

🗓️ Calendar
Days, month and "prepare ahead". Full-size order cards, never squeezed.

👩‍🍳 Work plan & shopping
What to make and when, worked back from pickup, and one shopping list.

💬 WhatsApp
Messages that match the order status. Edit, copy or paste if needed.

🧾 Bills
Plain bill, bill of supply or GST tax invoice. PDF, WhatsApp, print.

🎨 Brand, bills & menu card
Logo, links, QR code, ten bill looks, and a menu card in 12 looks.

📊 Dashboard & Money
Sales, dues, profit and loss, expenses, who paid, settle up, goals.

🍱 Tiffins
Only if you run a tiffin service: subscribers, counts, week menu, monthly bills.

📖 Business recipes
Pull a recipe from a link, scale servings, print or share. Kept apart from family recipes.

📥 Import lists
Bring in your menu, clients, supplies and expenses from a PDF, file, photo, paste or sheet.

Start in one minute: open the link and tap Sign in with Google. You go straight inside. At the top of the menu, tap Business in **Use ClanBite for: Family | Business | Both** and pick your kind of business. You are the admin. Family meal planning stays folded away until you choose **Both**.

1 Set up once: menu, clients, your brand

About 15 minutes. Everything later is faster.

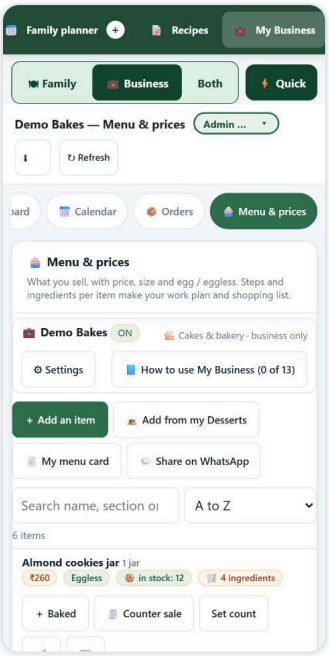

Menu & prices
your items, price, size, steps

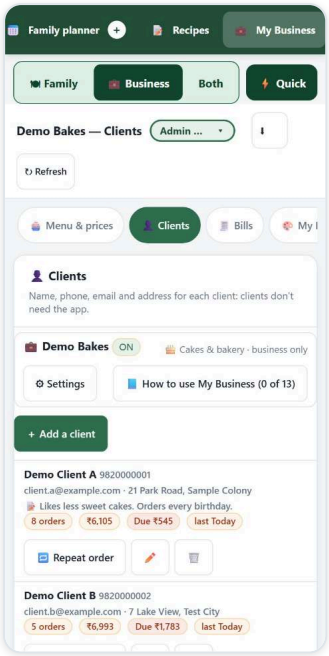

Clients
one list, with notes

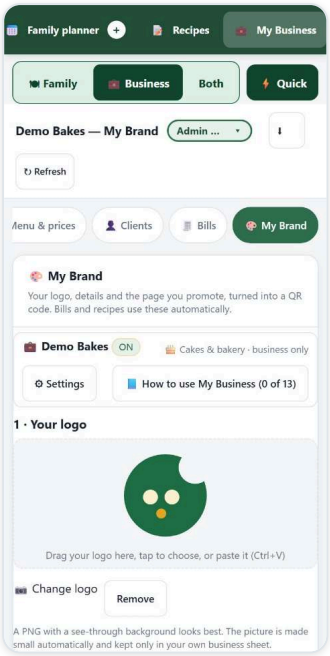

My Brand
logo, details, links

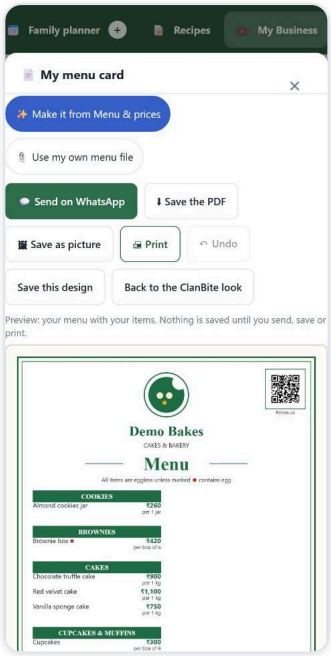

Menu card
12 looks, your colours

Menu & prices

- Tap Add an item: name, size (1 kg, box of 6), price, **egg or eggless**.
- Search and sort the list. Give an item **sizes** and a **smallest order**; the order window fills them in.
- **Made to order** items (custom cakes) ask for flavour, weight, shape, message and design on every order.
- **Daily limit**: "at most 3 custom cakes a day". ClanBite warns you before you over-book.
- **My menu card**: 12 looks, backgrounds, palettes and a photo spot; tappable phone, WhatsApp, Instagram and QR in the PDF. **Save as picture** or **Share on WhatsApp**; **Send menu** on an order.
- **Prep steps** with hours before pickup (bake 8 h, ganache 4 h, decorate 1 h) feed your work plan.
- **Ready stock** (cookies baked ahead): Baked, Counter sale, Set count. A counter sale is saved as a paid order.

Clients

- Name, phone, address, email, GSTIN (for company bills) and a note ("less sweet", "no nuts").
- A new client is added by themselves the first time you take their order.
- See each client's orders, total spent and what is still due. Repeat order copies their last order to a new date.

My Brand

- **Upload your logo once.** It is shrunk small and used on every bill.
- Add Instagram, Facebook, website, YouTube, WhatsApp Business and Google Maps. Type **@yourhandle** and ClanBite makes the link.
- Choose **one page to promote**. ClanBite makes its **QR code** to copy or download.
- Switches: show the QR on bills, show the logo on bills, add your link at the end of WhatsApp messages (off until you turn it on).

Bill settings (⚙ in Bills)

- **GST on or off.** Off means plain bills with no tax anywhere. If you are below the registration limit, keep it off.
- On: tax invoice or bill of supply, your GSTIN and state, prices with tax or without, your usual rate (cakes 5% at the time of writing). Check rates with your accountant.
- Bill numbers like **DB/26-27/0001**, starting again each April.
- Your UPI id, bank details and standard terms and conditions.

Already have a price list, client list or shopping prices? Don't type them again: Import lists reads a PDF, Word or Excel file, a photo, pasted text or a Google Sheet link, shows a preview, and you save only what looks right (page 4).

2 Take orders and message your clients

From a phone call to "your order is ready", in a few taps.

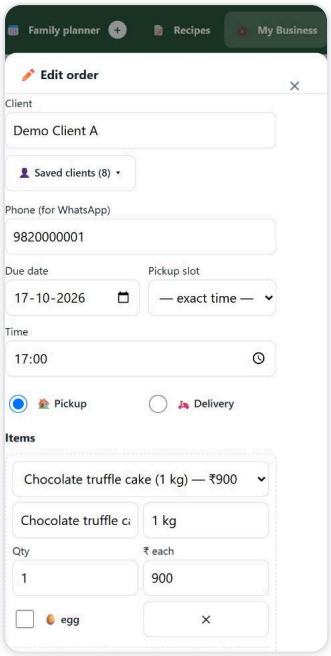

The order
client, date, items

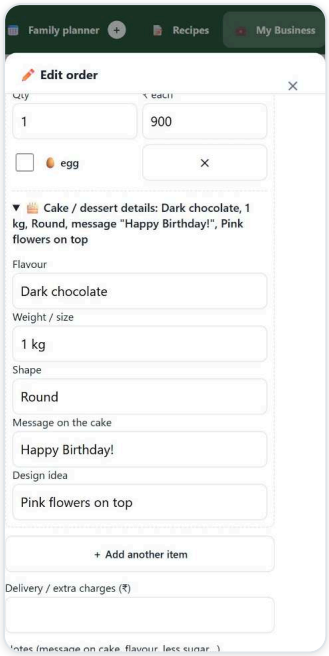

Cake details
flavour, shape, message

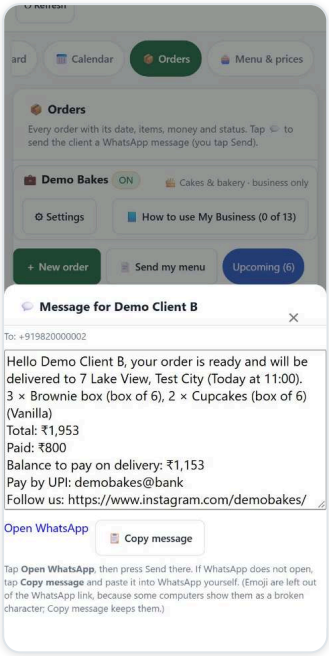

WhatsApp message
ready to send or copy

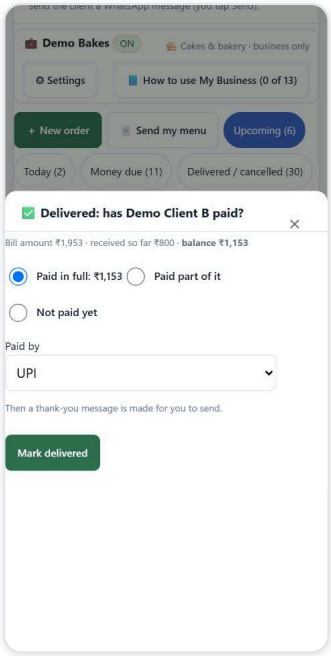

Delivered: paid?
full, part or not yet

A new order

- Tap + New order. Type the client (or pick from your list), the **due date** and a **pickup slot** (like 4 to 6 pm) or exact time.
- Choose **pickup or delivery** and the address. Add items from your menu with quantity.
- For custom cakes fill **flavour, weight, shape, message on the cake and design**. It shows on the calendar and work plan.
- Add a delivery or extra charge, the **advance received**, and a note ("candles please").
- **Busy-day guard:** if the day is full or a limit is reached, ClanBite asks before saving.

Status: new → confirmed → ready → delivered

- Change the status from the order card with one tap. Money due is always shown in red.
- ₹ Payment received: amount plus how paid (UPI, cash, card, bank). Partly paid is fine.
- When you mark **Delivered**, ClanBite asks: **paid in full, part paid, or not yet?** It saves the payment, then makes the thank-you message.
- Bill makes the bill from the order. Edit changes it later.

WhatsApp messages that match the order

- **New / confirmed:** order summary, total, advance, balance, UPI.
- **Ready:** "your order is ready for pickup" (or "ready and will be delivered").
- **Delivered:** thank you, bill amount, amount paid.
- The money line is always up to date: if nothing is owed it says **"paid in full"** with no balance line.

You stay in control

- A message window opens first. **Edit the text**, then tap **Open WhatsApp**.
- WhatsApp not opening? Tap **Copy message** and paste it into the chat yourself.
- Want your Instagram link at the end? Turn on the **message link** switch in My Brand. It is off until you choose.

3 Plan the work: calendar, shopping, tiffins

What to bake, when, and what to buy.

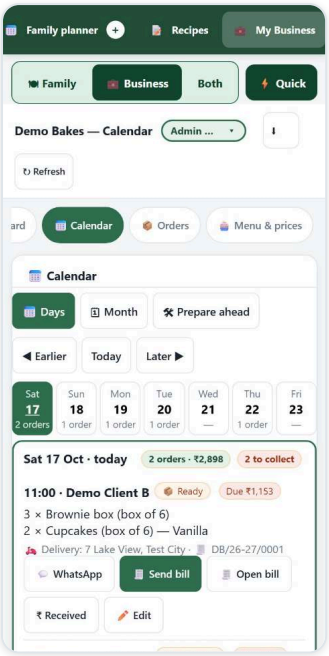

Calendar: days
each order in full

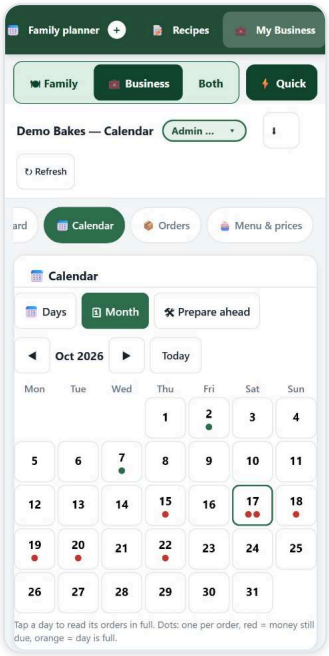

Calendar: month
dots show busy days

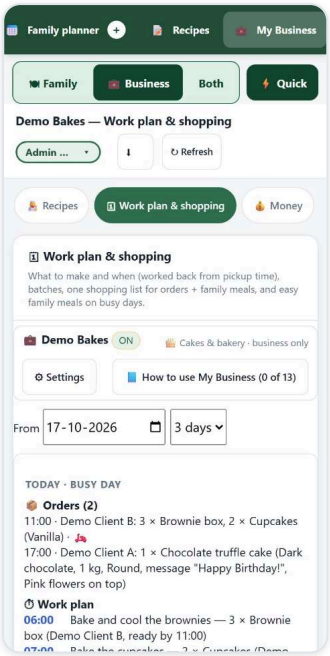

Work plan
what to make, when

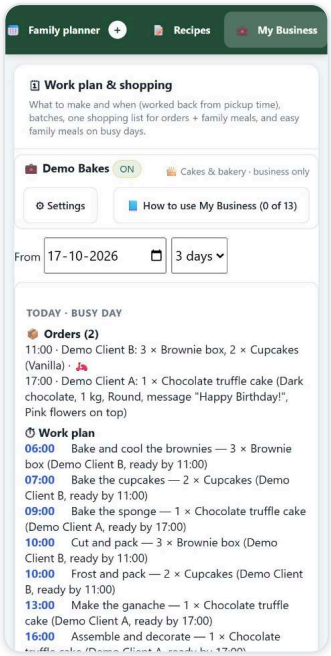

Shopping list
with prices

Business calendar

- **Days view:** pick a day from the 7-day strip and read every order in full: time, client, items, occasion, cake message, pickup or delivery, money due. Nothing is cut or shrunk.
- **Month:** a big tap-friendly grid. Coloured dots show how many orders a day has (red = money due). Tap a day to read it.
- Each order card has **WhatsApp, Open bill, Received** and **Edit** buttons. + New order on this day too.
- The Today button on every screen jumps back to today.

Work plan & shopping list

- ClanBite works **backwards from pickup time** using your prep steps: "06:00 bake and cool the brownies, 09:00 bake the sponge, 13:00 make the ganache".
- Batch items (brownies, cupcakes) are added together across clients.
- One **shopping list** for the orders you choose, with quantities and prices from your supplies list, and which orders each item is for.
- Mixing family and business? On busy days it also suggests easy family meals.

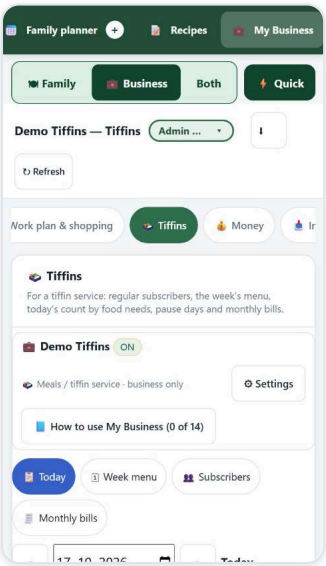

Tiffin subscribers
today, week menu, monthly bills

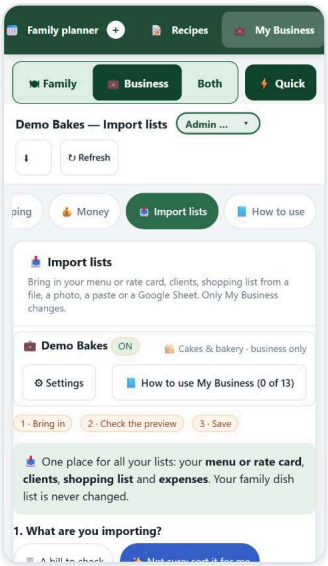

Import lists
file, photo, paste, sheet

Tiffin service?

- Tick **I run a tiffin service** in Business settings. Other businesses never see tiffin screens.
- Add subscribers with lunch and dinner counts, price, route and **special needs** (Jain, no onion, less oil).
- **Today** shows how many tiffins to cook, split by need. Pause days, set a week menu.
- **Monthly bills** per subscriber, as a PDF bill.

Import lists

- One smart button sorts your list into **menu, clients, supplies and prices, subscribers**.
- PDFs and photos are read directly by Google. You see a preview and can **undo** an import.

4 Bills, GST and getting paid

A professional bill in your colours, in two taps.

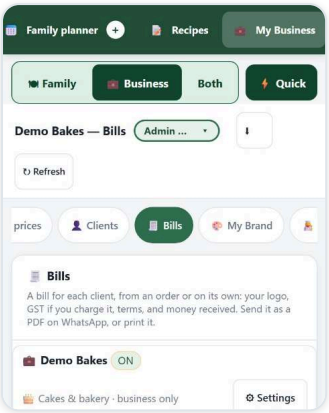

Your bills
status, money, actions

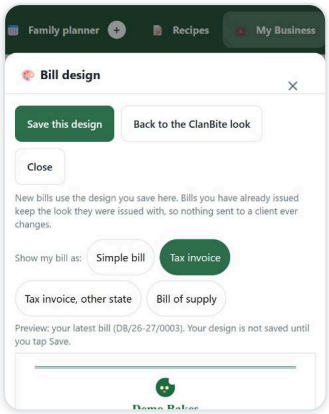

Bill design
Match my logo, live preview

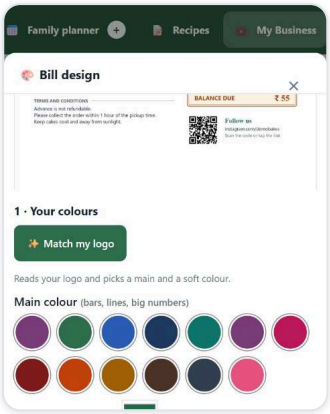

Ten looks
main and soft colour

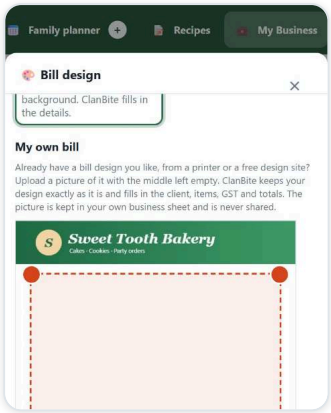

Your own bill
upload a picture, drag the box

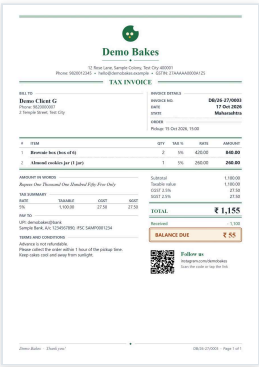

Elegant
letterhead, good in black and white

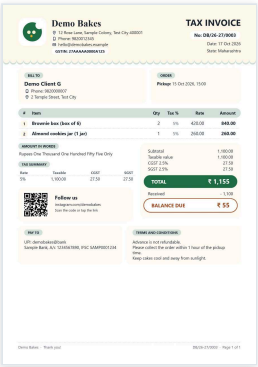

Cake shop
soft rounded boxes

Receipt 80 mm
narrow strip for counters

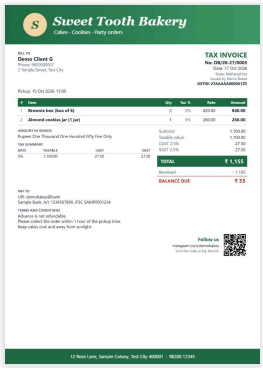

My own bill
your picture, your details filled in

Also: ClanBite classic, Wave, Tax ledger, Clean, Bold band, Diagonal and Side panel. The same picture is used for the screen, the **PDF**, **print** and **WhatsApp**; the QR code is tappable in the PDF.

Make the bill

- From an order: Bill. Or + Bill without an order.
- Items fill in by themselves. Add **discount** (₹ or %), delivery charge, your note, terms.
- Per-bill switches for QR, logo and terms.
- **Issue** gives it its number. Made a mistake? **Fix a mistake** on the issued bill.
- **Send** on WhatsApp with a link to the bill.

GST, handled

- On or off at any time in Bill settings.
- Rate per line (0, 5, 12, 18%). CGST + SGST or IGST. Tax summary table and amount in words.
- Bill of supply for composition dealers.
- **Simple bill** for bakers below the GST limit: titled BILL, no tax words anywhere.
- A cancelled bill keeps its number.

Your look, saved

- **Ten looks** plus **Match my logo**: a main and a soft colour, or your own.
- **Show my bill as** a simple bill, tax invoice or bill of supply.
- **Bring your own bill**: upload a picture, drag the box, ClanBite fills it in.
- Switch parts on or off. Long bills keep the same style on every page. **Save design**: bills already sent never change.

Payments stay in sync. Money received on the order shows on the bill, and a bill's discount changes the order's amount due, so the order, the bill and the dashboard always agree.

5 Know your business: dashboard, recipes

Numbers from your own orders and bills.

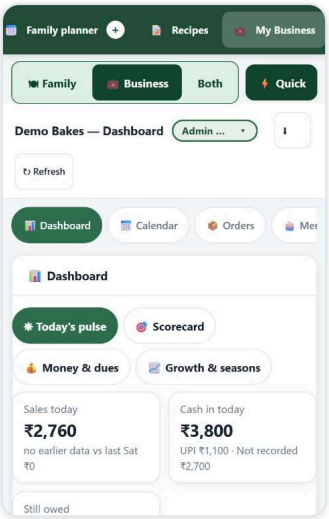

Today's pulse
sales, cash in, who to chase

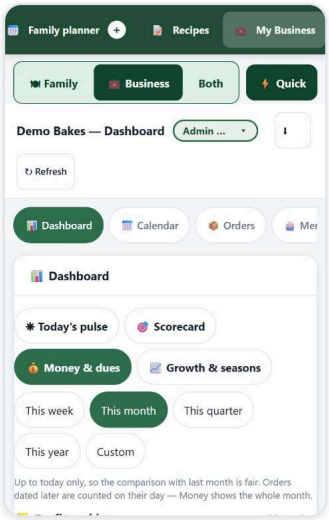

Money & dues
who owes you, by age

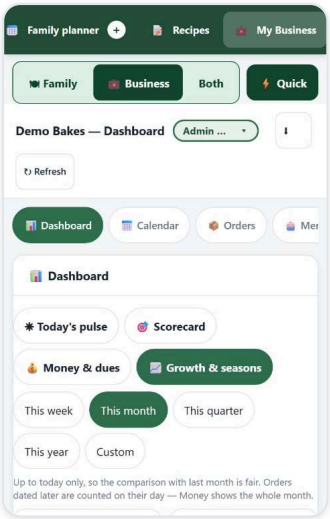

Growth & seasons
this year vs last, festivals

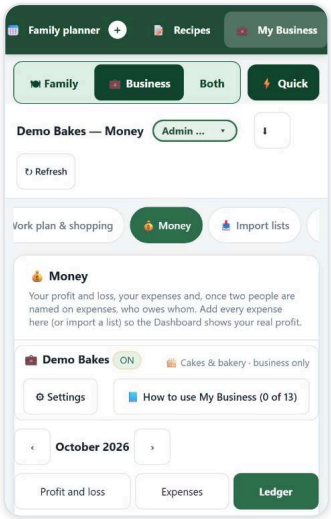

Money: Ledger
who paid, who owes whom

📊 Sales dashboard

- Four views: **Today's pulse**, **Scorecard** (key numbers, repeat clients, average order), **Money & dues** (owed by age, expected cash next 7 days, GST this month) and **Growth & seasons** (month on month, year on year, best sellers, busiest days, festival dates).
- Pick the period (week, month, quarter, year, custom) and set a **monthly goal** to see a progress bar.
- Choose which cards to show and which view opens first. Print, PDF or WhatsApp the summary.
- **Money**: **Profit and loss**, **Expenses** and **Ledger**. **Every month** costs are added with one tap. The Ledger shows who owes whom; **Settle up** is never a cost.

📖 Business recipes

- Paste a link from a website, YouTube, Instagram or Facebook, or type your own. ClanBite pulls out ingredients and steps.
- Change the **servings** and every amount changes with it. Print, save as Word or PDF, or send on WhatsApp.
- Saved in their own place in **your business sheet**, kept apart from family recipes.
- **Private by default:** the link and chef's name are kept only if you say yes, and never printed on a copy unless you switch it on. No QR code on recipe copies.

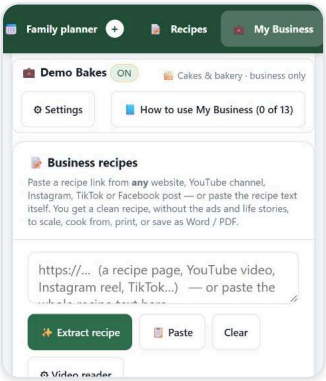

Your recipe box
kept apart from family recipes

🔒 Yours, private and secure

- Sign in with **your own Gmail**. Your orders, clients, bills and money live in a sheet in **your own Google Drive**. Only people you add can see it.
- The ClanBite owner can count how many people use the app, but **never reads your clients, orders or money**.
- Works on a phone and a computer. Photos are read by Google, and any AI key is your own and optional.

✅ A good week with ClanBite

- **Morning:** open Today's pulse. See what to make and who still owes you.
- **During the day:** take orders, send WhatsApp updates, mark Ready and Delivered.
- **Evening:** record payments, issue bills, glance at the dashboard.
- **Month end:** GST totals, dues by age, growth against last year.

Start today: clanbite.web.app

Tap **Sign in with Google**, then choose **Business** at the top of the menu. If Google shows "unverified app": tap **Advanced**, then **Go to ClanBite**, tick every box and **Continue**. ClanBite is new and Google's review is still pending.

Tip: several Gmail accounts on one browser can confuse Google. Use a private window or your phone if you see "unable to open the file".